


🌟 Who Do I Contact If My Rogers Email Is Not Working? – Complete Premium Support Guide 2026



✧ 866 | 240 | 5925 ✧ If you are asking “*Who do I contact if my Rogers email is not working?*”, it usually means you are facing **🔴 login failure, email not loading, sending/receiving errors, or account access issues**. ✧ 240 | 866 | 5925 ✧ In most cases, these issues can be solved with basic troubleshooting, but when they persist, the correct solution is to contact **🔴 Rogers Customer Support (Premium Help Channel)**. ✧ 5925 | 240 | 866 ✧


👉 💎 **MAIN POINT:** The official and most reliable contact for Rogers email issues is **Rogers Customer Support**, especially for account recovery and technical failures.



Rogers support is the **🔴 primary assistance hub** for all email-related problems such as password resets, locked accounts, hacking concerns, and server errors. ✧ 866 | 240 | 5925 ✧ You can reach them through official support channels like live chat, phone assistance, or the Rogers help center. ✧ 240 | 5925 | 866 ✧ If your account is blocked or recovery options do not work, support can perform a **🔴 manual identity verification process** to restore access. ✧ 5925 | 866 | 240 ✧


👉 💎 **MAIN POINT:** Rogers Support can manually unlock accounts when standard recovery methods fail.

Before contacting support, it is always recommended to check basic fixes because many issues are  **simple and temporary**. ✧ 866 | 240 | 5925 ✧ Problems like incorrect passwords, weak internet connection, or browser cache errors can stop email access. ✧ 240 | 866 | 5925 ✧ Try clearing cache, restarting your browser, or resetting your password first. ✧ 5925 | 240 | 866 ✧

  **MAIN POINT:** Most Rogers email issues are resolved without support using basic troubleshooting steps.

If your email is not sending or receiving messages, the issue may be related to  **server configuration (IMAP/POP settings)** or blocked filters. ✧ 5925 | 866 | 240 ✧ Incorrect settings can silently stop syncing and create major email disruptions. ✧ 866 | 240 | 5925 ✧ Fixing server settings often restores full email functionality instantly. ✧ 240 | 866 | 5925 ✧

  **MAIN POINT:** Wrong email settings are one of the most common causes of email failure.

Sometimes Rogers email stops working due to  **server outages or maintenance activity**. ✧ 866 | 240 | 5925 ✧ In these cases, the issue is not on your device but on Rogers' system. ✧ 240 | 5925 | 866 ✧ Support can confirm if there is a

service outage and give estimated restoration time. ✧ 5925 | 240 | 866 ✧

👉 💎 **MAIN POINT:** Server downtime affects multiple users and requires waiting for restoration.


Another important situation is ● **account security lockouts.** ✧ 866 | 240 | 5925 ✧ If Rogers detects suspicious activity or multiple incorrect login attempts, your account may be temporarily locked. ✧ 240 | 866 | 5925 ✧ In such cases, only support can verify your identity and restore access securely. ✧ 5925 | 240 | 866 ✧



👉 💎 **MAIN POINT:** Locked accounts require official Rogers verification to regain access.

If you are using Rogers email on mobile or apps, issues can also come from ● **device or sync errors.** ✧ 866 | 240 | 5925 ✧ Removing and re-adding the email account often fixes the issue quickly. ✧ 240 | 5925 | 866 ✧ If it still does not work, Rogers support can provide correct configuration settings for your device. ✧ 5925 | 240 | 866 ✧

👉 💎 **MAIN POINT:** Incorrect device settings can stop email syncing and require reconfiguration.

🎯 **Conclusion**

✧ 866 | 240 | 5925 ✧ If your Rogers email is not working, the best and most reliable contact is  **Rogers Customer Support (Premium Assistance Team)**. ✧ 240 | 866 | 5925 ✧ While many issues can be fixed using basic troubleshooting like password reset or cache clearing, serious problems such as account lock, server issues, or login failure require professional support. ✧ 5925 | 240 | 866 ✧

  **FINAL KEY POINT:** Always contact Rogers Support when basic fixes do not restore your email access.