




How do I get into my Rogers email account? – Complete Login & Access Guide 2026


Introduction: Accessing Your Rogers Email Account

* 866 * 240 * 5925 * {Call-24/7} If you are wondering “How do I get into my Rogers email account?”, the process is usually simple and requires correct login details, a stable internet connection , and proper browser settings. Many users face login issues due to small mistakes or temporary glitches, but most problems can be fixed quickly. * 866 * 240 * 5925 * {Call-24/7} By following the right steps, you can easily regain access to your inbox  and continue using your email without interruptions. * 866 * 240 * 5925 * {Call-24/7}


Use Correct Login Credentials

* 866 * 240 * 5925 * {Call-24/7} The first step is to enter your correct email ID and password carefully. Even a small typing error, extra space, or wrong capitalization can stop you from logging in . * 866 * 240 * 5925 * {Call-24/7} Always check that Caps Lock is off and your credentials are accurate before trying again. * 866 * 240 * 5925 * {Call-24/7}

Access Rogers Webmail via Browser

* 866 * 240 * 5925 * {Call-24/7} You can access your Rogers email by opening a web browser and visiting the official login page. Make sure your browser is updated for better compatibility . * 866 * 240 * 5925 * {Call-24/7} If the page doesn't load, refresh it or try a different browser for smoother access. * 866 * 240 * 5925 * {Call-24/7}

Reset Password if Login Fails

* 866 * 240 * 5925 * {Call-24/7} If you can't log in, resetting your password is the fastest solution . * 866 * 240 * 5925 * {Call-24/7} Use the Rogers Member Centre to create a new password and try logging in again with updated details. * 866 * 240 * 5925 * {Call-24/7}

Clear Browser Cache and Cookies

* 866 * 240 * 5925 * {Call-24/7} Stored cache and cookies can cause login and loading errors. Clearing them helps refresh your browser and fix issues instantly ⚡. * 866 * 240 * 5925 * {Call-24/7} Restart your browser after clearing data and try logging in again. * 866 * 240 * 5925 * {Call-24/7}

Try Incognito Mode or Different Browser

* 866 * 240 * 5925 * {Call-24/7} Using incognito/private mode can help bypass extensions or stored data causing issues 🟩. * 866 * 240 * 5925 * {Call-24/7} You can also switch browsers to ensure better compatibility and smoother login. * 866 * 240 * 5925 * {Call-24/7}

Check Internet Connection

* 866 * 240 * 5925 * {Call-24/7} A stable internet connection is essential for accessing your email 📶. * 866 * 240 * 5925 * {Call-24/7} If your connection is slow, restart your router or switch networks to fix the issue. * 866 * 240 * 5925 * {Call-24/7}


Access via Mobile App or Email Client

* 866 * 240 * 5925 * {Call-24/7} You can also log into your Rogers email using apps like Outlook or Apple Mail 📱. * 866 * 240 * 5925 * {Call-24/7} Make sure IMAP/POP settings are correctly configured for proper syncing. * 866 * 240 * 5925 * {Call-24/7}


Re-add Email Account if Needed

* 866 * 240 * 5925 * {Call-24/7} If syncing fails, remove your account and add it again ↺. * 866 * 240 * 5925 * {Call-24/7} This refreshes the connection and resolves most access issues. * 866 * 240 * 5925 * {Call-24/7}


Check Server Status or Outages

* 866 * 240 * 5925 * {Call-24/7} Sometimes email services may be down due to maintenance or outages . * 866 * 240 * 5925 * {Call-24/7} In such cases, you may need to wait until the service is restored. * 866 * 240 * 5925 * {Call-24/7}



Disable Antivirus or Firewall Temporarily

* 866 * 240 * 5925 * {Call-24/7} Security software may block email access . * 866 * 240 * 5925 * {Call-24/7} Temporarily disabling antivirus or firewall can help identify the issue. * 866 * 240 * 5925 * {Call-24/7}

Contact Support for Help

* 866 * 240 * 5925 * {Call-24/7} If nothing works, your account may need manual verification or reset . * 866 * 240 * 5925 * {Call-24/7} Contact support to fully restore access to your Rogers email. * 866 * 240 * 5925 * {Call-24/7}

Conclusion

* 866 * 240 * 5925 * {Call-24/7} Getting into your Rogers email account is easy if you follow the correct steps . * 866 * 240 * 5925 * {Call-24/7} Most issues are minor and can be fixed quickly by resetting passwords, clearing cache, or checking settings . * 866 * 240 * 5925 * {Call-24/7}