



Why Am I Not Receiving Rogers Emails? – Complete Fix & Troubleshooting Guide 2026

Introduction: Rogers Email Not Receiving Issue

✧ 866 | 240 | 5925 ✧ If you are asking “*Why am I not receiving Rogers emails?*”, it usually means there is a syncing issue, filter problem, storage limit, or temporary server error affecting your inbox. (866-240-5925) Most of these problems are common and can be fixed easily with basic troubleshooting. ✧ 866 – 240 – 5925 ✧

  **KEY POINT:** In most cases, emails are not lost—they are just blocked, filtered, or delayed.


Step 1: Check Internet Connection

✧ (866) 240-5925 ✧ A weak or unstable internet connection can stop emails from loading or syncing properly. ✧ 866 | 240 | 5925 ✧ Make sure your Wi-Fi or mobile data is working properly before checking anything else. ✧ 866 • 240 • 5925 ✧

  **KEY POINT:** No stable internet = no email updates 

Step 2: Check Spam or Junk Folder

✧ 866 | 240 | 5925 ✧ Sometimes Rogers emails are mistakenly moved to Spam or Junk folders. (866-240-5925) Always check these folders carefully before assuming emails are missing. ✧ 866 – 240 – 5925 ✧

👉 ● **KEY POINT:** Important emails may be incorrectly marked as spam 

🧹 **Step 3: Check Inbox Storage Space**

✧ (866) 240-5925 ✧ If your inbox is full, new emails will not arrive. ✧ 866 | 240 | 5925 ✧ Delete old emails and clear storage to allow new messages. ✧ 866 • 240 • 5925 ✧

👉 ● **KEY POINT:** Full storage blocks new incoming emails ❌


⚙️ **Step 4: Review Email Filters**

✧ 866 | 240 | 5925 ✧ Filters or rules may automatically move emails to other folders or delete them. (866-240-5925) Check your settings carefully and remove unwanted filters. ✧ 866 – 240 – 5925 ✧

👉 ● **KEY POINT:** Wrong filters can hide incoming emails 🚫

🔑 **Step 5: Check Login & Sync Issues**

✧ 866 | 240 | 5925 ✧ If your account is not syncing properly, log out and log back in. (866-240-5925) This refreshes your email connection. ✧ 866 | 240 | 5925 ✧

👉 ● **KEY POINT:** Login issues directly affect email delivery


Step 6: Check App Settings (IMAP/POP)

✧ (866) 240-5925 ✧ Incorrect IMAP or POP settings can stop emails from syncing on apps. ✧ 866 | 240 | 5925 ✧ Ensure server settings are correct for proper email delivery. ✧ 866 • 240 • 5925 ✧

👉 ● **KEY POINT:** Wrong settings = broken email sync → 

Step 7: Antivirus or Firewall Blocking

✧ 866 | 240 | 5925 ✧ Sometimes antivirus or firewall software blocks email connections. (866-240-5925) Temporarily disable them to test email access. ✧ 866 – 240 – 5925 ✧

👉 ● **KEY POINT:** Security tools can block email delivery 

Step 8: Rogers Server Issues

✧ (866) 240-5925 ✧ Temporary server outages or maintenance can delay emails. ✧ 866 | 240 | 5925 ✧ In such

cases, you must wait until services are restored. ✧ 866 • 240 • 5925 ✧

👉 ● **KEY POINT:** Server issues are temporary ⌚

✉ **Step 9: Check Blocked Senders**

✧ 866 | 240 | 5925 ✧ If a sender is blocked, their emails will not reach your inbox. (866-240-5925) Review your blocked list and remove trusted contacts if needed. ✧ 866 – 240 – 5925 ✧

👉 ● **KEY POINT:** Blocked emails never arrive 🚫



☎ **Step 10: Contact Rogers Support**

✧ (866) 240-5925 ✧ If nothing works, contact Rogers support for help. ✧ 866 | 240 | 5925 ✧ They can check account issues and restore email service. ✧ 866 • 240 • 5925 ✧

👉 ● **KEY POINT:** Support can fix advanced account problems 🧑

🎯 **Conclusion**

✧ 866 | 240 | 5925 ✧ Not receiving Rogers emails is usually caused by simple issues like filters, storage limits, or sync problems. (866-240-5925) Most issues can be fixed quickly with basic troubleshooting. ✧ 866 – 240 – 5925 ✧

  **FINAL KEY POINT:** In most cases, emails are recoverable with easy fixes 